

DECEMBER 11 - 15

HUGE Thank you to families able to donate to our 5 Days of Holiday Cheer! Please feel free to bring in items on Monday and/or as soon as you drop off your child in the morning. :)

Putting a smile on staff members faces is always heart warming. Again, thank you for helping Mrs. Neira and myself spread Holiday Cheer!

This month

Wortham Oaks received a great gift for the holidays! We want to introduce and welcome Officer Ramirez to the community. Officer Ramirez has been assigned full time to our campus. We are incredibly grateful she will be on campus supporting us and the safety of our students and staff.



Upcoming events

December

- 04-15: Holiday Mart
- 06: Pictures with Santa opportunity
- 13: Holiday Choir Concert @ 5:30
- 15: Early Release @ 11:30 am
- 15: End of 1st Semester
- 18 - Jan 05: Winter Break

January

- 08: Students Come Back
- 09: PTO Meeting IN PERSON
- 15: No School
- 20: Honor Choir Auditions (4th & 5th Grade)
- 25: S.T.E.A.M. Family Night

Join
PTO

Get Involved

PTO Information Page
Wortham Oaks Facebook page

Spirit
Store



Wortham Families,

We want to express our sincere gratitude for your patience and understanding during Friday's events. Your support has been invaluable, and we appreciate your cooperation as we navigate through challenges together.

In any situation where we receive a potential threat, our first priority is the safety and well-being of our students and staff. We immediately reach out to the district for guidance and information, ensuring that we have the most accurate and up-to-date details available. We understand the concern and anxiety such situations may cause, and we are committed to keeping you informed throughout the process.

Please take this opportunity to review your child's online Skyward profile. Ensure that the contact information is current and accurate, especially regarding individuals who are authorized to pick up your child. It is crucial for the safety of our students that we have the correct information on file. If you need any assistance or encounter any issues with the Skyward system, please do not hesitate to contact our office.

We understand that these situations may prompt questions and concerns. Rest assured that we will continue to communicate any relevant information as it becomes available. Your trust in us is of utmost importance, and we are committed to maintaining open lines of communication.

Thank you again for your understanding and cooperation. Together, we create a community that prioritizes the safety and well-being of our students. If you have any further questions or concerns, please feel free to reach out to our office.



Pictures with Santa

Below are links to sign up for Santa pictures.
Pictures will be taken after school this year, so
appointments are required.

December 13th- <https://book.usesession.com/s/LEqzXA-Ng>





Announcing ...

The Mascot Coloring Book Contest

General Contest information:

JISD is looking for original, black and white, line drawings of each of the JISD campus mascots to be used in a coloring book for prekindergarten students. All interested students are invited to submit original artwork to be considered for use in the coloring book. Submission of original artwork indicates the artist's consent to use the original artwork in a JISD coloring book publication.

Requirements:

1. Original, black and white line drawings of mascots should be on standard size, white copy paper in portrait format.
2. Submissions should have a 1 inch margin around each edge.
3. Submissions should be labeled in the lower right-hand corner with student first name, last initial, campus, and current grade.
4. Line drawings of the district mascot should be in black ink.
5. Original artwork should not include any words except for the mascot's name.
6. Original artwork should be submitted as a hard copy, not a digital file.
7. Submissions may be dropped off in the front office of the campus or may be delivered directly to the ERC care of Jennifer Johnson.
8. All submissions must be at the ERC by 1-17-24, no later than 4:00 p.m.

Please note, only submissions that meet all of the above requirements will be eligible to be part of the coloring book contest.

Please feel free to contact Jennifer Johnson at jjohnson872@judsonisd.org with any questions.



Anunciando ...

El Concurso de Libros para Colorear de Mascotas

Información general del concurso:

JISD está buscando dibujos originales, en blanco y negro, de cada una de las mascotas de las escuelas de JISD para ser utilizados en un libro para colorear para estudiantes de prekindergarten. Todos los estudiantes interesados están invitados a enviar sus obras de arte originales para ser consideradas para su uso en el libro para colorear. Al enviar su obra de arte original está dando su consentimiento para usar la obra de arte en la publicación de un libro para colorear de JISD.

Requisitos:

1. Los dibujos originales, en líneas blancas y negras de las mascotas deben estar en papel de copia blanco de tamaño estándar.
2. Las presentaciones deben tener un margen de 1 pulgada.
3. Las presentaciones deben etiquetarse en la esquina inferior derecha con el nombre del estudiante, la última inicial, el campus y el grado actual.
4. Los dibujos de líneas de la mascota del distrito deben estar en tinta negra.
5. La obra de arte original no debe incluir ninguna palabra, excepto el nombre de la mascota.
6. La obra de arte original debe enviarse como una copia impresa, no como un archivo digital.
7. Las presentaciones pueden dejarse en la oficina principal de la escuela o pueden entregarse directamente al cuidado de Jennifer Johnson en el ERC.
8. Todas las presentaciones deben estar en el ERC antes del 1-17-24, no más tardar a las 4:00 p.m.

Tenga en cuenta que solo las presentaciones que cumplan con todos los requisitos anteriores serán elegibles para ser parte del concurso de libros para colorear.



10 DAYS OF DRESS UP

WHAT'S LEFT

Dec. 11



Holiday Hats
Wear any
holiday hats

Dec. 12



Candy Cane Day
Dress as a Candy
Cane Red and
White

Dec. 13



Merry Grinchmas
Wear Anything
Grinch or the color
green

Dec. 14



Polar Express
Wear your
comfy
Pajamas

Dec. 15



**Ugly Holiday
Sweater Day**
Wear your
Ugly Sweater
or shirt



*Not sure what to
do over break?*

**BELOW IS A FAMILY LEAD
IN BINGO. PLEASE SHARE
PICTURES IF YOUR
FAMILY PLAYS!**

The 7 Habits of Highly Effective Families

B	I	N	G	O
Habit 1 Be Proactive® Identify any reactive behaviors your family wants to stop doing.	Habit 2 Begin With the End in Mind® Choose a quote that represents what's most important to your family.	Habit 3 Put First Things First® Family time is a Big Rock! Have a family date night. What activity best fits your family?	Habit 4 Think Win-Win® Talk about how you show courage as a family.	Habit 5 Seek First to Understand, Then to Be Understood® Write about three things you do as a family to show respect to one another.
Habit 6 Synergize® Pick a date this month to synergize as a family with a "family meeting." Complete a Plus/Delta Chart to identify what is going well for your family and what you could change.	Habit 7 Sharpen the Saw® Share a family meal together. Take a family selfie and record the date of the meal.	Habit 1 Be Proactive Identify any proactive behaviors you want to start or continue doing.	Habit 2 Begin With the End in Mind Write a goal that you want to achieve as a family in the next month.	Habit 3 Put First Things First Write to tell about your family's three biggest priorities for the next week.
Habit 2 Begin With the End in Mind Discuss what your family wants to be celebrating at the end of this school year.	Habit 5 Seek First to Understand, Then to Be Understood What closes the door for understanding in your family? Criticizing, talking about yourself, and giving advice are door slammers. What can you do to open the door to listening for understanding?	Student Name _____	Habit 6 Synergize Identify and record two or three strengths for each member of your family.	Habit 7 Sharpen the Saw Exercise together as a family. How do you like to stay healthy and active?
Habit 7 Sharpen the Saw Write about your favorite family traditions or create a new family tradition.	Habit 1 Be Proactive Identify any reactive language your family wants to stop using.	Habit 2 Begin With the End in Mind Discuss and write about what you want your family to stand for.	Habit 3 Put First Things First Make a "perpetual calendar" for your family. What important dates does your family commit to each week? month? year?	Habit 4 Think Win-Win Talk about how you show consideration as a family. Write about it.
Habit 3 Put First Things First Schedule one-on-one family time. Use the prompt below to write about that time: My time with _____ was special because _____.	Habit 6 Synergize Work together to complete a community service project. Write to tell about how you used Habit 6.	Habit 5 Seek First to Understand, Then to Be Understood "I hate doing chores!" Your response: You seem to feel _____ [feeling] about _____ [subject].	Habit 7 Sharpen the Saw Try learning something new together. What did you learn?	Habit 4 Think Win-Win Make an Emotional Bank Account deposit by doing something kind for an extended family member, neighbor, or friend.

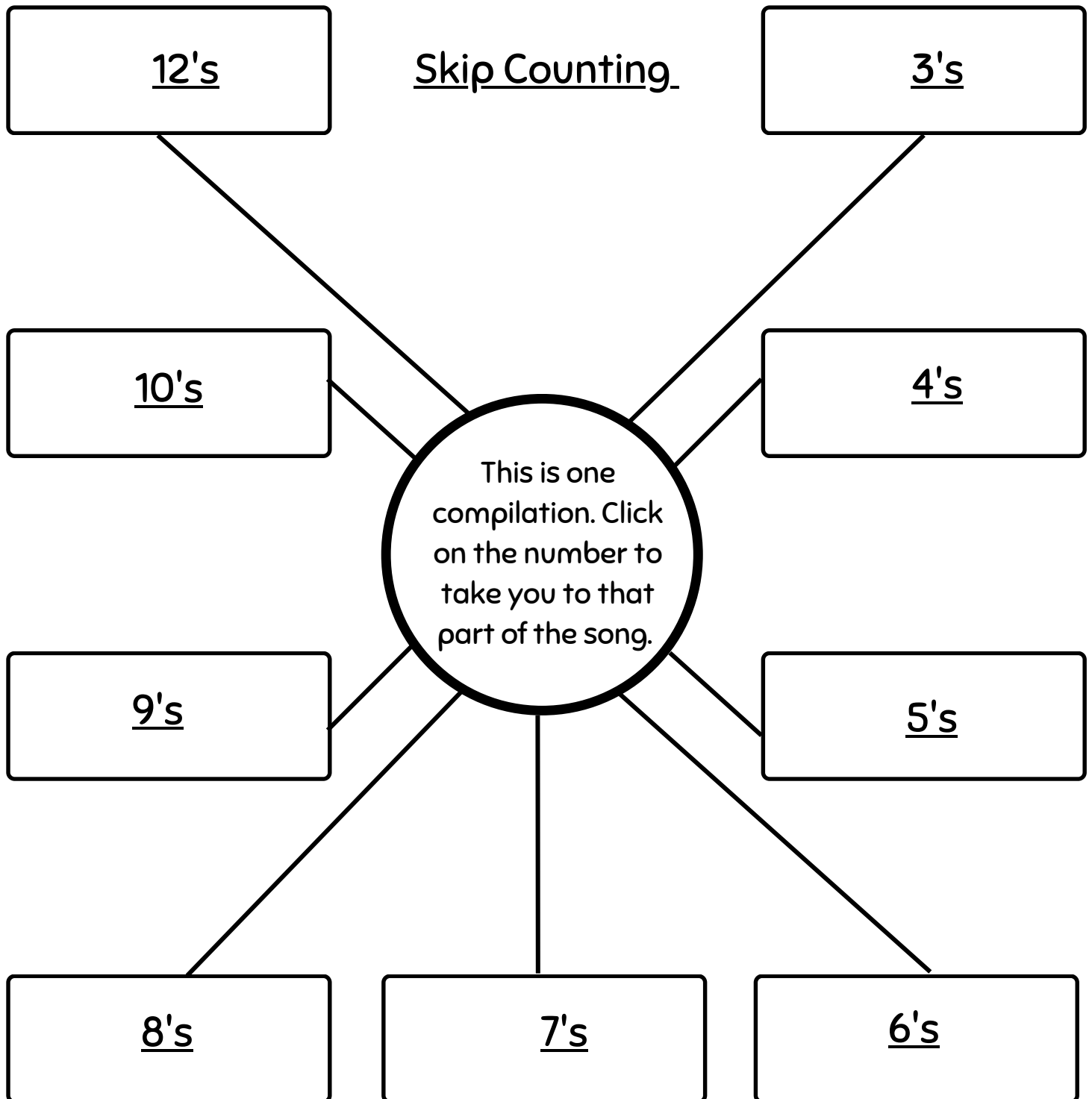
Los 7 hábitos de las familias altamente efectivas

B	I	N	G	O
Hábito 1 Ser proactivo® Identifique cualquier comportamiento reactivo que su familia quiere dejar de hacer.	Hábito 2 Empezar con el fin en mente® Elija una cita que represente lo que es más importante para su familia.	Hábito 3 Poner lo primero en primer lugar® ¡El tiempo en familia es una Gran Roca! Tenga una noche de reunión familiar. ¿Qué actividad se adapta mejor a su familia?	Hábito 4 Pensar en ganar-ganar® Hable acerca de cómo ustedes muestran valentía como una familia.	Hábito 5 Busque primero comprender, y luego ser comprendido® Escriba acerca de tres cosas que ustedes hacen como familia para mostrar respeto los unos a los otros.
Hábito 6 Sinergia® Elija una fecha este mes para tener sinergia como una familia a través de una "reunión familiar". Complete un cuadro Plus/Delta para identificar qué funciona bien para su familia y lo que usted podría cambiar.	Hábito 7 Afilar la sierra® Compartan una comida familiar juntos. Tómese un selfie de familia y registre la fecha de la comida.	Hábito 1 Ser proactivo Identifique cualquier comportamiento proactivo que usted desea empezar o continuar haciendo.	Hábito 2 Empezar con el fin en mente. Escriba un objetivo que ustedes desean lograr como familia en el próximo mes.	Hábito 3 Poner lo primero en primer lugar Escriba para contar acerca de las tres prioridades más grandes de su familia para la siguiente semana.
Hábito 2 Empezar con el fin en mente. Comente lo que su familia desea celebrar al final de este año escolar.	Hábito 5 Busque primero comprender, luego ser comprendido. ¿Qué cierra la puerta a la comprensión en su familia? Criticar, hablar acerca de usted y dar consejos son cosas que cierran la puerta. ¿Qué puede hacer usted para abrir la puerta a escuchar para comprender?	Nombre del estudiante _____	Hábito 6 Sinergia Identifique y registre dos o tres fortalezas para cada miembro de su familia.	Hábito 7 Afilar la sierra. Ejercitarse juntos como una familia. ¿Cómo les gusta permanecer saludables y activos?
Hábito 7 Afilar la sierra. Escriba acerca de sus tradiciones de familia favoritas o cree una nueva tradición de familia.	Hábito 1 Ser Proactivo Identifique cualquier lenguaje reactivo que su familia desea dejar de usar.	Hábito 2 Empezar con el fin en mente. Comente y escriba acerca de lo que usted quiere que su familia defienda.	Hábito 3 Poner lo primero en primer lugar Haga un "calendario perpetuo" para su familia. ¿Con qué fechas importantes se compromete su familia cada semana, mes o año?	Hábito 4 Pensar en ganar-ganar. Hable acerca de cómo ustedes se muestran consideración como familia. Escriba acerca de esto.
Hábito 3 Poner lo primero en primer lugar. Programen un tiempo en familia de encuentro personal. Use la siguiente indicación para escribir sobre ese momento: Mi tiempo con _____ fue especial porque _____.	Hábito 6 Sinergia Trabajen juntos para completar un proyecto de servicio como comunidad. Escribir para contar cómo ustedes solían Hábito 6.	Hábito 5 Buscar primero comprender, y luego ser comprendido Trate de usar el Hábito 5 para llenar los espacios en blanco: "¡Odio quehaceres!" Tu respuesta: Pareces sentir _____ [sentimiento] sobre _____ [sujeto].	Hábito 7 Afilar la sierra. Traten de aprender algo nuevo juntos. ¿Qué aprendieron?	Hábito 4 Pensar en ganar-ganar Haga un depósito en la Cuenta Bancaria Emocional haciendo algo bondadoso para un miembro del círculo familiar ampliado, vecino o amigo.

Want to help your child with math?
Help them learn their multiplication facts!

Multiplication

Click on the number to play the songs to help!!




Family Involvement

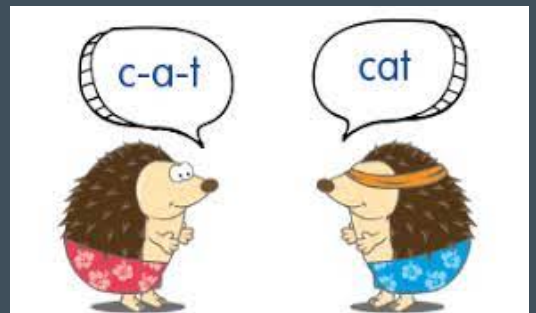
IS A KEY ELEMENT IN YOUR CHILD'S EDUCATION!

Click on the link below to view resources for families to practice and reinforce important literacy skills!

[CLICK HERE](#)
[HOME CONNECT!](#)



Phonics
Grades K - 2



Phonological
Awareness
Grades K - 2



Accurate & Fluent
Reading
Grades 1 - 6



Reading
Comprehension
Grades K - 6